

Turbine Series - 75500FGX

FUEL

Specifications: Diesel Applications

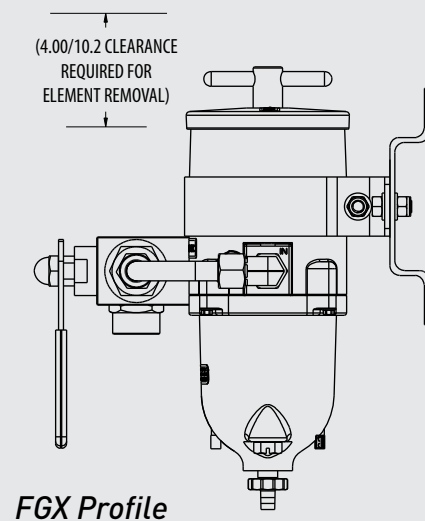
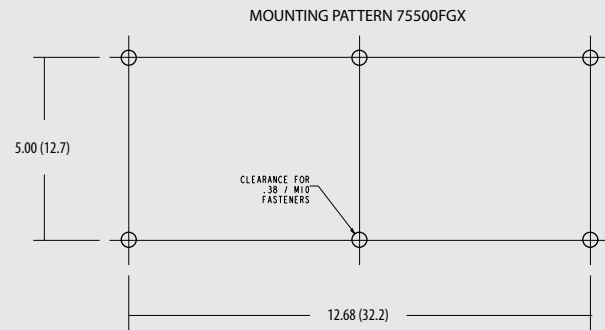
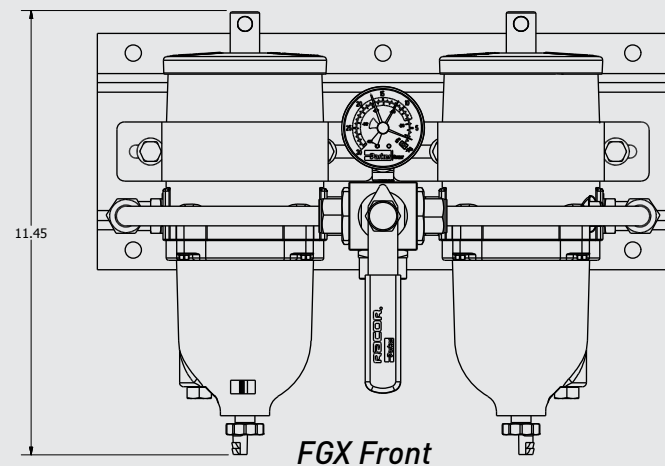
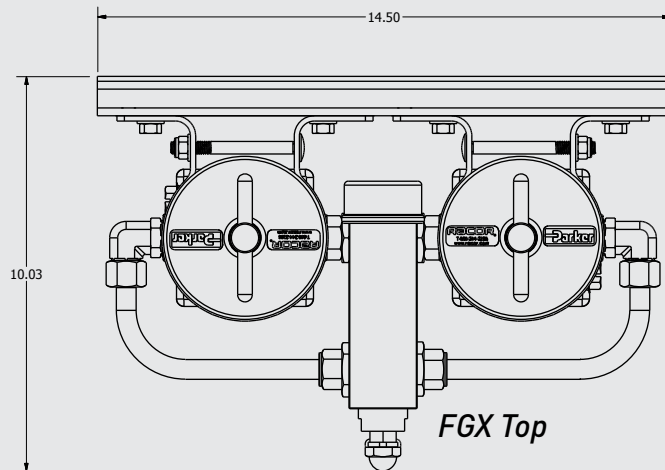
Height: 11.45" (29.08 cm)
Width: 14.5" (36.8 cm) with Bracket
Depth: 10.03" (25.5 cm) with Bracket
Dry Weight: 17.0 lbs (7.7 kg)
Valve Ports: 3/4"-16 UNF
 (SAE J1926 O-ring Boss)
Service Clearance (Top): 4.0" (10.16 cm)
Vacuum Installation Recommended
Maximum Head Pressure: 15 psi (1.03 bar)
Max Flow Rate: 120 gph (454 lph)

Create a Part Number

Housing Type	Dual Assembly	75
Filtration Rating	Turbine Model 60/120 GPH Flow Rate	500FG
Valve Type	6-Port Ball Valve	X
Filtration Rating	2 micron 10 micron 30 micron	2 10 30

RACOR®

Dimensions:



ASSEMBLY	DESCRIPTION
75500FGX2	Dual 500 Turbine Assy., 2 micron Filter
75500FGX10	Dual 500 Turbine Assy., 10 micron Filter
75500FGX30	Dual 500 Turbine Assy., 30 micron Filter

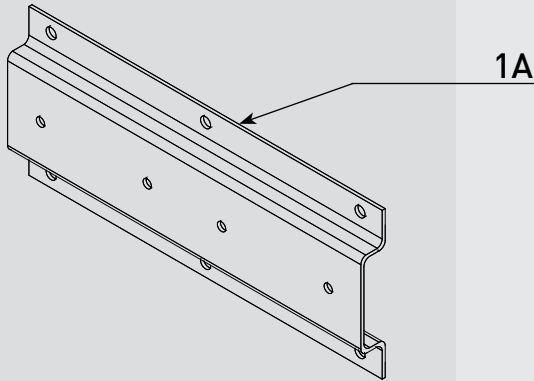
DUAL ASSEMBLIES



PARTS

Turbine Series - 75500FGX

1



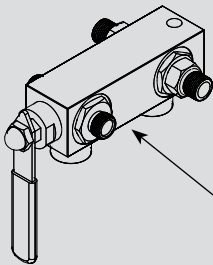
1A

2



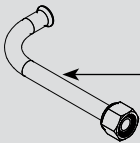
2A

3



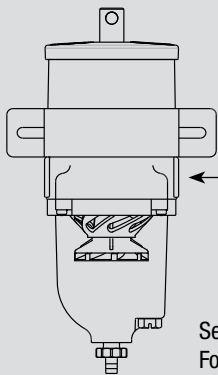
3A

4



4A

5



5A

See RSL0288
For Complete 500FG
Parts Breakdown

Part #	Description
1A	Mounting Bracket - Bracket only
2A RK19669 RK19667	Vacuum Gauge (30" Hg) - 3 needles: Theshold (red), Max Change Out (Red - Adjustable), Gauge (Black) <i>Optional</i> - Compound Gauge Kit (Vacuum 30" HG / Pressure 15psi)
3A RK 15390 RK 15419	6-Port Ball Valve - 1.75 in. Body Valve Rebuild Kit - For 2.0 in. Valve Body Only
4A	Rigid Tubing Kit - Includes (1ea.) Tube, Ferrule and Fitting
5A	Turbine Fuel Filter - 500FG Series See Cutsheet RSL0288 for available Parts and Accessories

Accessories and Parts Available (Not Shown)

6A	RK 15211	Complete Seal Service Kit - 500 Series Filters (<i>Requires 2</i>)
6B	RK33802	WIF Probe Kit - 1/2"-20 UNF - Requires 6D
6C	RK30880E	WIF Sensor and Light Kit - 1/2"-20 UNF
6D	RK 14329 RK 14321	Water Detection Module - 12 vdc Water Detection Module - 24 vdc
7A	2010SM-OR 2010TM-OR 2010PM-OR	Replacement Element 2 micron Replacement Element 10 micron Replacement Element 30 micron
8A		Bowl Gasket - Included in 6A
8B	RK15405	Bowl Kit (2002 to Present) - Includes 8A, 9A and 9B **Bowl has 5/8"-11 drain port
8C	RK 15279-01	Bowl Kit (Before 2002) - Includes 8A and 9B **Bowl has 7/8"-14 drain port
9A		Self-venting Drain Kit (<i>2002 to Present - Use with 8B</i>)
9B	RK 20126	Bowl Plug Kit
9C	RK 30488	Self-venting Drain Kit (<i>Before 2002 - Use with 8C</i>)

Valve Operations

