

DuraLite™ ECB, ECC, ECD Air Cleaner




Convenient DuraLite Disposables Rugged Air Cleaners for Small and/or High Pulsation Gas & Diesel Engines

The DuraLite™ Air Cleaners are disposable, one-stage, dry air cleaners which are used on light-duty applications like air compressors, pumps, material handling equipment, propulsion units, breathers, welders, generator sets, lawn vehicles, recreation vehicles and many more. Ideal for high pulsating small engines.

Donaldson's DuraLite™ air cleaners are tough, non-metallic, lightweight, self-supporting and completely disposable. They are also easy to install, durable, and reliable.

They are designed to function well under high and severe pulsation conditions found in many applications, especially two- and three-cylinder engines. Vibration-resistant media is potted into molded housings of rugged ABS plastic - so they don't fall apart as other designs might.



Light Dust Conditions

Applications

- Can be mounted vertically or horizontally.
- Provides variety of airflow volumes to engine: from 1 to 90 m³/min.
- Temperature tolerance: to 83°C continuous / 105°C intermittent.

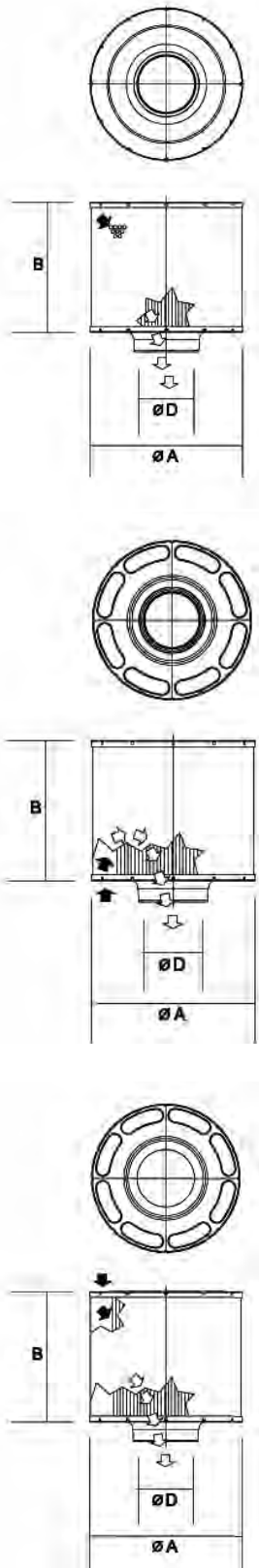


Donaldson recommends the use of a high torque clamp for DuraLite air cleaners. This clamp eliminates the need for double clamping - order one for each DuraLite™ Air Cleaner. See page 120 for more information.

Air Cleaner Features

- No serviceable parts! Air cleaner housing and filter are one unit!
- Designed to withstand severe intake pulsation.
- Economical replacement cost.
- Self-supporting, sturdy.
- Very reliable: only one critical seal.
- Lightweight and compact in size.
- Non-metallic, non-corrosive... ideal for marine applications.
- Completely disposable... acceptable for normal trash pick-up (DuraLite™ should not be incinerated).
- Easily installed & maintained.
- Minimal removal clearance needed: only 38 mm.
- Three airflow styles available to fit virtually any engine intake configuration.
- Various media available for specific applications: high pulsation, high humidity, etc....

DuraLite™ Specifications



Curve No.	Style	Air Cleaner Model No.	Airflow Range m ³ /min.	Dimensions (mm)		
				A	B	D
1	ECB	B085001	6 - 12	216	279	76
1	ECB	B085048**	6 - 12	216	279	76
2	ECB	B085011	7 - 14	216	279	102
2	ECB	B085046**	7 - 14	216	279	102
3	ECB	B085056**	27 - 49	196	260	152
4	ECB	B100094**	15 - 27	267	228	102
5	ECB	B105002*	16 - 30	267	381	127
6	ECB	B105006	13 - 25	267	267	102
7	ECB	B105012**	18 - 36	267	381	127
8	ECB	B120376**	30 - 90	318	400	198
9	ECB	B125003*	16 - 31	318	381	153
10	ECB	B125005**	25 - 42	318	229	140
11	ECB	B125011**	22 - 39	318	228	127
Curve No.	Style	Air Cleaner Model No.	Airflow Range m ³ /min.	Dimensions (mm)		
				A	B	D
12	ECC	C045001*	1 - 3	114	114	38
13	ECC	C045002*	2 - 3	114	203	38
14	ECC	C055002*	2 - 4	140	178	45
15	ECC	C055003*	1,5 - 3	140	102	45
16	ECC	C055008*	2 - 4	140	242	45
17	ECC	C065001*	2 - 3	165	102	51
18	ECC	C065002*	3 - 5	165	190	51
19	ECC	C065003*	2,5 - 5	165	127	57
20	ECC	C065004*	3 - 6	165	229	57
21	ECC	C065015**	3 - 6	165	229	51
22	ECC	C085001*	3 - 5	216	102	64
23	ECC	C085002*	3 - 6	216	165	64
24	ECC	C085003*	4 - 7	216	127	76
25	ECC	C085004*	5 - 10	216	241	76
26	ECC	C085005*	3 - 5	216	127	64
27	ECC	C085006*	3,5 - 6,5	216	241	64
28	ECC	C105003	9 - 17	267	152	102
29	ECC	C105004	10,5 - 20	267	267	102
30	ECC	C125003	10 - 19	317	152	127
31	ECC	C125004	14 - 26,5	317	279	127
Curve No.	Style	Air Cleaner Model No.	Airflow Range m ³ /min.	Dimensions (mm)		
				A	B	D
32	ECD	D045003*	1 - 3	114	114	38
33	ECD	D045004*	1 - 3	114	152	38
34	ECD	D055004*	2 - 3,5	140	178	45
35	ECD	D065003*	2 - 3	165	102	51
36	ECD	D065008**	3,5 - 7	165	229	51
37	ECD	D085011	8 - 15,5	197	655	106
38	ECD	D085012	2,5 - 7,5	197	258	106
39	ECD	D125004	12 - 23	317	279	127

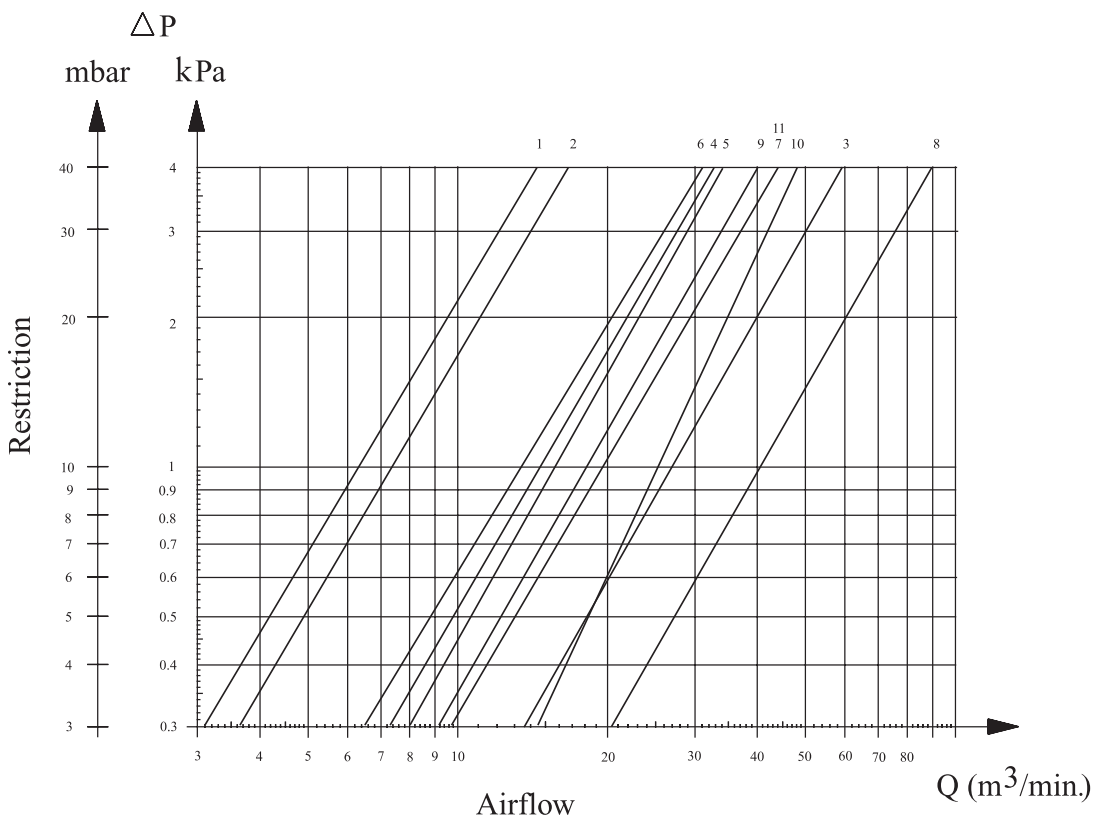
* High pulsation media ** Marine application

Light Dust Conditions

When specifying an Air Cleaner...

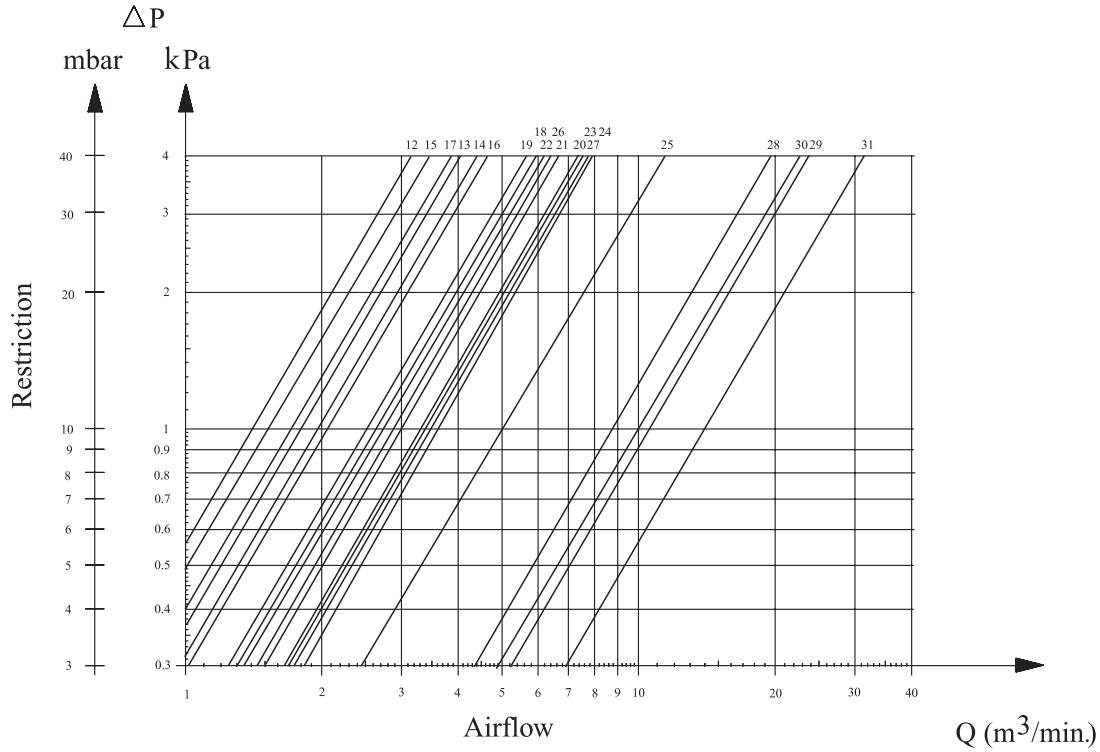
Determine the Airflow Requirements of your engine, then find the corresponding m³/min. airflow in the charts below. The restriction numbers - shown in mbar - indicate the approximate initial restriction of each model air cleaner at that m³/min. If there are two air cleaner models that fit your parameters, choosing the one with the lowest restriction will provide the longest service life. When calculating total initial restriction of the entire air intake system, include the restriction caused by ducting, elbows, pre-cleaners, etc.

DuraLite™ ECB Restriction Curves

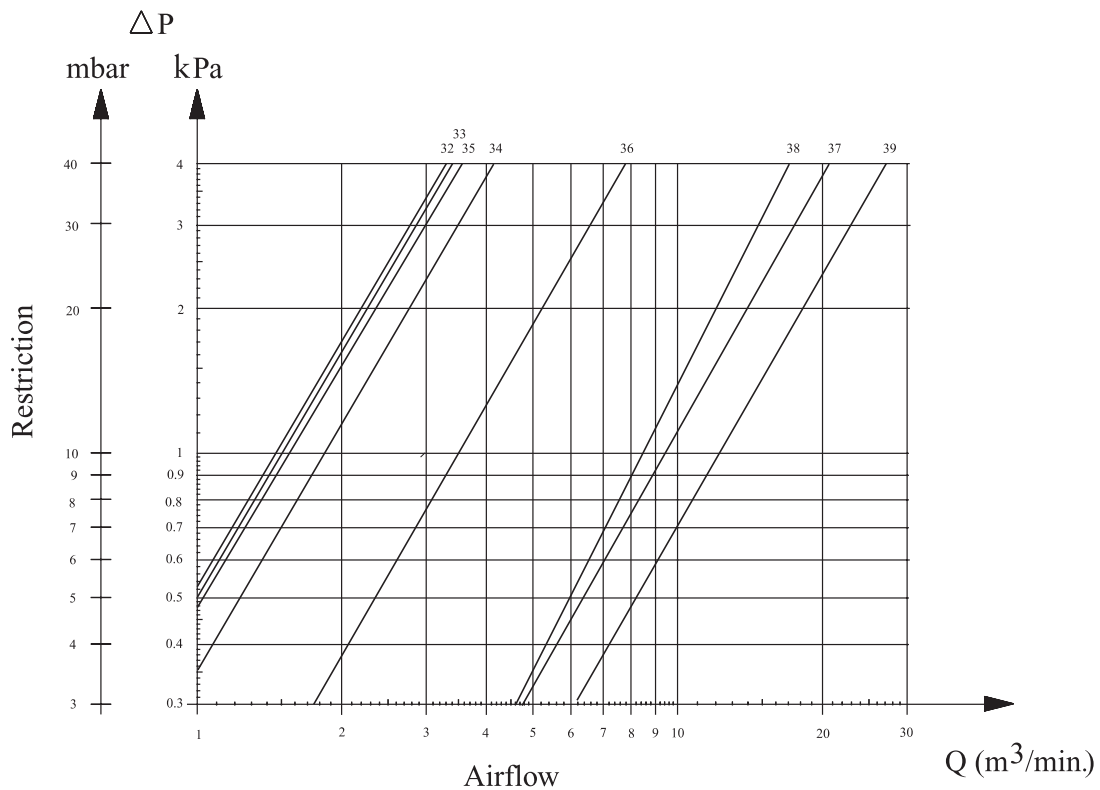


Light Dust Conditions

DuraLite™ ECC Restriction Curves



DuraLite™ ECD Restriction Curves



Light Dust Conditions

Service Recommendations

Servicing Intervals

Choose either of two types:

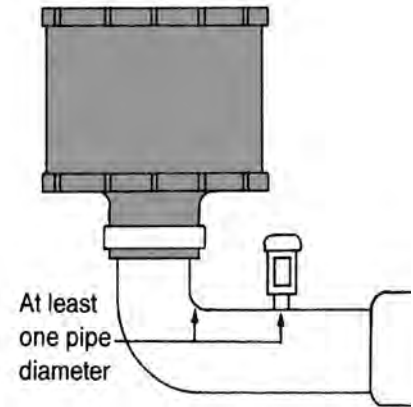
- **Scheduled maintenance.**
DuraLite service intervals can be integrated into any existing maintenance program.
- **Restriction Maintenance.**
This method offers the most accurate filter maintenance program, delivering maximum filter life at 99.9% efficiency, less machine downtime, and reduced maintenance costs.
- **Washing, cleaning or servicing the filter in any way voids the warranty.**

Service Indicator Location

For proper restriction readings, a restriction fitting tap must be located between the engine intake and DuraLite outlet neck. The tap should be located in a straight section of the intake pipe at least one pipe diameter away from the manifold or any bends, elbows or reducers.

Servicing Tips

- Do NOT judge the filter on the basis of visual inspection! If it's doing its job, it should look dirty. DuraLite filter life is longer than you may think. Change the filter only when restriction readings indicate.
- Do NOT leave the inlet ducting exposed any longer than necessary (a few minutes) during service.



Disposal

Normal trash pick up is acceptable - never burn.

Installation Instructions

Installation

DuraLite air cleaners can be mounted in two ways:

1. **Direct Mount:** mounted directly on the intake manifold.
2. **Remote Mount:** mounted away from engine and connected to engine with inlet piping.

Installation Tips

- Engage outlet neck of the DuraLite™ over intake piping for a full 38 mm to insure a secure, lasting seal.
- Tighten clamp around outlet neck to 0.7 daNm minimum. A Donaldson high torque hose clamp is recommended.
- On remote mount style, avoid crushing the body with body clamps. A snug fit is best, and body clamps are not always required.
- Keep away from engine manifold and other very hot components (DuraLite™ is rated at 83°C maximum sustained temperature).
- Keep away from battery acids, brake fluid, and other caustic fluids.

